

Blackboard

FAQ - Ultra - Blackboard Collaborate not visible under Details and Actions

Date Published: Mar 23,2020 **Category:** **Article No.:** 000063702

Product: Collaborate - Ultra Experience

Document Type: User Documentation















Document Summary:

Summary

This FAQ answers questions about why Blackboard Collaborate Ultra is not visible under Details and Actions when using Ultra View in Learn SaaS
Information:

I converted a course in Learn SaaS from Original View to Ultra View, and I am not seeing Blackboard Collaborate Ultra under Details and Actions.

- Log into Learn SaaS environment as **Admin**
- Click on **Admin**
- Click on **Tool** under **Tools and Utilities** section.
- Scroll down to **Blackboard Collaborate Ultra** disabled **Course Tool**
- Select in the drop down menu **New and Existing courses** and make **Course tool** available
- **Submit**

| Blackboard Collaborate Ultra | Tool Type | Availability | Scope of Change | Available to Guests | Available to Observers |
|------------------------------|-------------------|---|---|--|---|
| | System Tool |  | | <input type="checkbox"/>  |   |
| | Course Tool |   | Apply changes to <div>New and existing courses ▾</div> <i>Turn tool off for existing courses</i> | <input type="checkbox"/>  |   |
| | Organization Tool |   | | <input type="checkbox"/>  |   |

