



Blackboard

## **Blackboard Open Content (formerly known as xpLor) End Of Life: December 31, 2019**

**Date Published:** Mar 15,2019 **Category:** Product:Learn\_BU,Open\_LMS,Open\_Content;

Version:Learn\_9\_1\_Q2\_2017\_3200\_0\_0,Learn\_9\_1\_Q4\_2017,Learn\_9\_1\_Q2\_2018,Learn\_9\_1\_Q4\_2018,Open\_Content1,Open\_LMS\_2\_x\_3\_x,SaaS **Article No.:** 000050034

**Product:** All Products

**Type:**Support Bulletin

**Bulletin/Advisory Information:**

### **Support Bulletin Update: March 15, 2019:**

As a reminder, effective June 30, 2019, Blackboard will transition Blackboard Open Content to maintenance support mode. Effective December 31, 2019 Blackboard will end the availability of Blackboard Open Content for all Blackboard clients.

As noted in the previous support bulletin, most of the content creation functionality included in Open Content can be achieved using the native functionality of the LMS. For the content sharing and updating functionality currently not available in the LMS, Blackboard is researching potential options to partner with third party vendors to address the functionality gaps.

We would like your feedback in determining the features that are most important to our users. **Please complete this [survey](#) to rank the functionalities you believe are most important.**

### **Support Bulletin December 14, 2018:**

**For Blackboard Learn, Blackboard Open LMS, and Blackboard Classroom Clients:**

Effective June 30, 2019, Blackboard will transition Blackboard Open Content to Maintenance Support Mode. Effective December 31, 2019 Blackboard will end-of-life the availability of Blackboard Open Content for all Blackboard clients.

As a part of our commitment to delivering a portfolio of products to help our clients thrive in a complex and changing educational environment, our team has completed a full assessment of what would be required to continue developing and supporting Blackboard Open Content. As part of this exercise, the team performed an extensive data analysis on how the product is being used and concluded that the majority of uses cases are achieved through a much better user experience available today in the LMS. Therefore, we have made the difficult decision to end-of-life Blackboard Open Content. In effort to provide the longest transition period possible for all Open Content users, we've elected to take a phased approach. On June 30, 2019 Blackboard Open Content will fully transition to Maintenance Support Mode which means we will no longer implement new bug fixes or work active cases. Effective December 31, 2019 Blackboard will end-of-life the availability of Open Content.

When will Blackboard Open Content no longer be available?  
 Effective December 31, 2019, Blackboard Open Content will no longer be available to clients.

**When will support for Blackboard Open Content end?**

Support for Blackboard Open Content will end in concurrence with the End of Life date, on December 31, 2019.

**I have more questions, where can I get answers?**

- [Additional Information for Blackboard Learn Clients](#)
- [Additional Information for Blackboard Open LMS OR Blackboard Classroom Clients](#)

Please reach out to your CSA with any specific questions you may have regarding this notification. For K-12 clients, we will host a webinar to discuss this change and to share strategies and best practices for the adoption of new LMS tools to meet your instructional needs. Also, within the next 60 days, we will release further guidance regarding this change and provide a schedule of Office Hours available to our clients.

**Blackboard Learn Clients**

**How will current Blackboard Learn customers be impacted?**

Any current Blackboard Learn client instance will no longer have access to Blackboard Open Content on December 31, 2019.

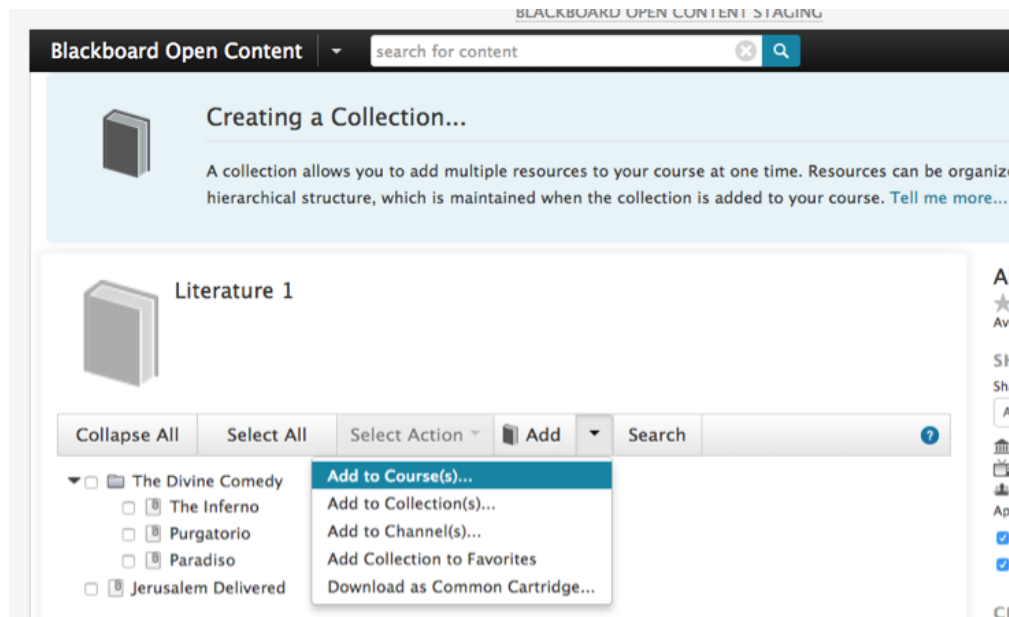
**How may current customers use the Content Creation features in Learn?**

Content Creation Matrix	
Open Content	Learn
Page: Create HTML content, which can be displayed natively within the browser.	This is equivalent to the Content Item; see <a href="https://help.blackboard.com/Learn/Instructor/Course_Content/Create_Content/Create_Course_Materials/Create_Content_Items_or_Documents">https://help.blackboard.com/Learn/Instructor/Course_Content/Create_Content/Create_Course_Materials/Create_Content_Items_or_Documents</a> for details
File: Upload files including audio, images, video or text.	This is equivalent to the Files; see <a href="https://help.blackboard.com/Learn/Instructor/Course_Content/Create_Content/Create_Course_Materials/Add_Files_Images_Audio_and_Video">https://help.blackboard.com/Learn/Instructor/Course_Content/Create_Content/Create_Course_Materials/Add_Files_Images_Audio_and_Video</a> for details
Link: Create links to web resources	This is equivalent to a Link to Websites; see <a href="https://help.blackboard.com/Learn/Instructor/Course_Content/Create_Content/Create_Course_Materials/Link_to_Websites">https://help.blackboard.com/Learn/Instructor/Course_Content/Create_Content/Create_Course_Materials/Link_to_Websites</a> for details
Quiz: create quizzes with essay, fill-in-the-blank,	This is equivalent to Tests and Surveys; see <a href="https://help.blackboard.com/Learn/Instructor/Tests_Pools_Surveys/Create_Tests_and_Surveys">https://help.blackboard.com/Learn/Instructor/Tests_Pools_Surveys/Create_Tests_and_Surveys</a> for details

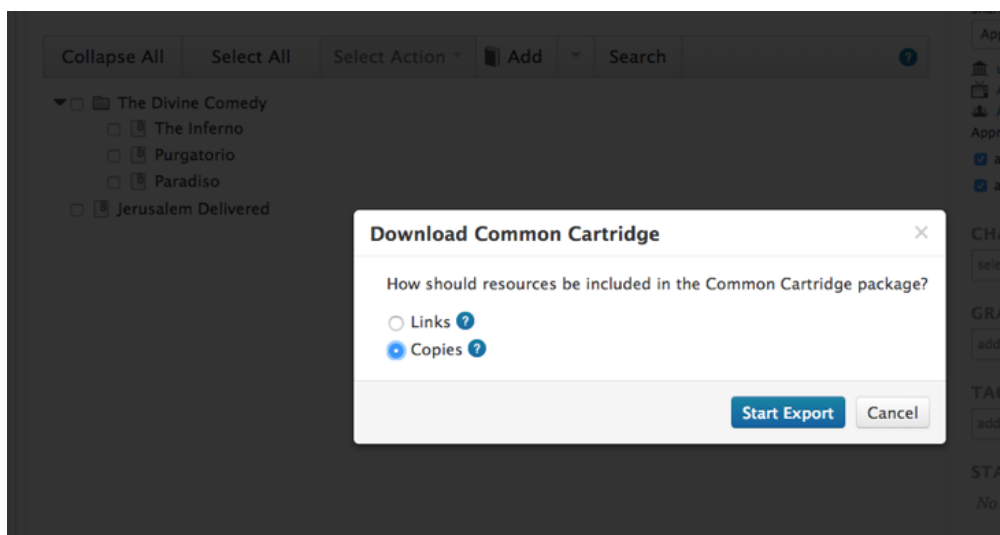
multiple choice, and true/false questions.	
Assignment: allow students to either upload submissions	This is equivalent to Assignments; see <a href="https://help.blackboard.com/Learn/Instructor/Assignments/Create_and_Edit_Assignments">help.blackboard.com/Learn/Instructor/Assignments/Create_and_Edit_Assignments</a> for details
Discussion: create a forum with a specified topic	This is equivalent to Discussions; see <a href="https://help.blackboard.com/Learn/Instructor/Interact/Discussions">help.blackboard.com/Learn/Instructor/Interact/Discussions</a> for details A discussion associated to a content-item is equivalent to a Conversation in Ultra; see <a href="https://help.blackboard.com/Learn/Instructor/Interact/Ultra_Conversations">help.blackboard.com/Learn/Instructor/Interact/Ultra_Conversations</a> for details
External Tool: create LTI links to an LTI Tool Provider	This is equivalent to the Teaching Tools with LTI connection; see <a href="https://help.blackboard.com/Learn/Instructor/Course_Content/Create_Content/Add_Content_From_External_Sources#ultra-content-market_OTP-2">help.blackboard.com/Learn/Instructor/Course_Content/Create_Content/Add_Content_From_External_Sources#ultra-content-market_OTP-2</a> for details

How may I export my Content from Blackboard Open Content?

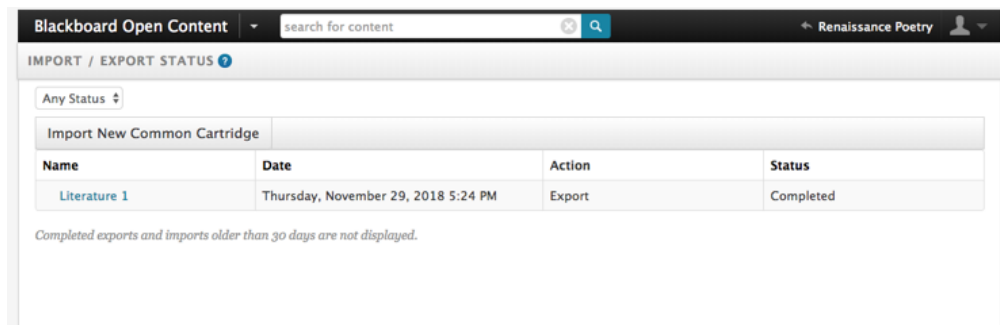
1. Select “Download as Common Cartridge” from the Add button’s context menu.



2. Select “Copies” in the dialog box which appears



3. Check the status of the export from the Import/Export Status page



1. Once the export shows a status of “Completed”, download the cartridge by clicking the name.

1. Import the cartridge into the LMS.

1. For additional information, see [https://help.blackboard.com/Learn/Instructor/Course\\_Content/Reuse\\_Content/Import\\_Course\\_Packages](https://help.blackboard.com/Learn/Instructor/Course_Content/Reuse_Content/Import_Course_Packages)

### What options are available for Content Search in Learn?

As part of the Learn backlog, we are currently researching available Content Search capabilities.

### Blackboard Open LMS OR Blackboard Classroom Clients

#### How will current Blackboard Open LMS OR Blackboard Classroom customers be impacted?

- Any current Blackboard Classroom OR Blackboard Open LMS client instance will no longer have access to Blackboard Open Content on December 31, 2019
- Any current Blackboard Classroom OR Blackboard Open LMS client contract that includes the Premium version of Open Content with an expiration date beyond the End of Life date will be terminated on December 31, 2019.

- Any current Blackboard Open LMS client contract that includes the Premium version of Open Content which expires prior to the end-of-life date will have the option to terminate the contract at that point OR renew its contract and Blackboard Open Content Premium license through December 31, 2019 at a prorated rate.
- Termination of a customer's Blackboard Open Content Premium contract does not impact use of other Blackboard products for which they're contracted.

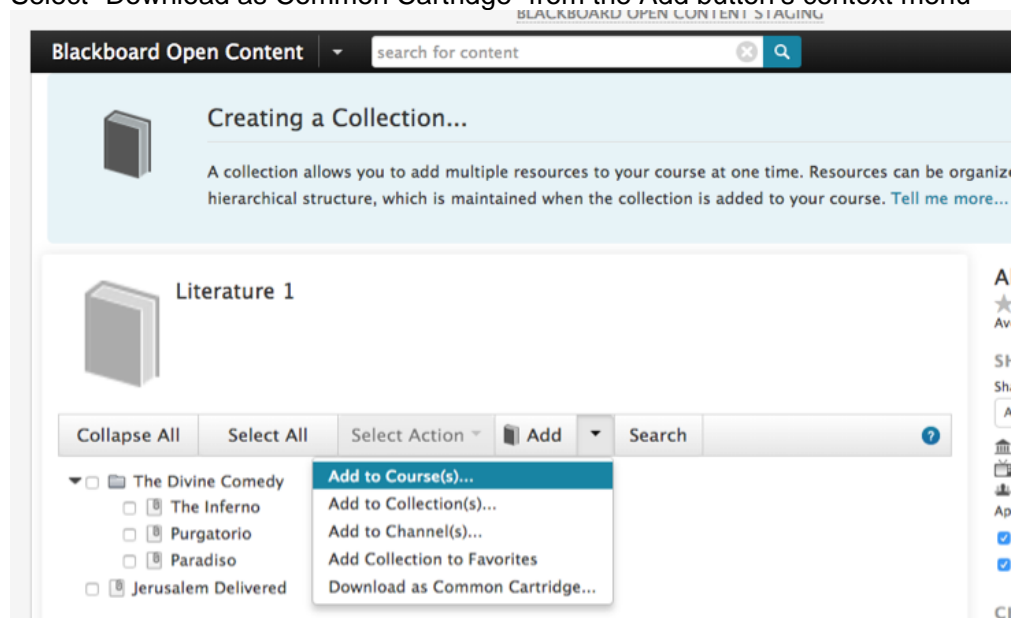
### How may current customers use the Content Creation features in Blackboard Classroom OR Blackboard Open LMS?

Content Creation	
Open Content	Open LMS
Page: Create HTML content, which can be displayed natively within the browser.	This is equivalent to the Page Resource type; see <a href="https://docs.moodle.org/35/en/Page_resource">docs.moodle.org/35/en/Page_resource</a> for details
File: Upload files including audio, images, video or text.	This is equivalent to the File Resource type; see <a href="https://docs.moodle.org/35/en/File_resource">docs.moodle.org/35/en/File_resource</a> for details
Link: Create links to web resources	This is equivalent to the URL Resource type; see <a href="https://docs.moodle.org/35/en/URL_resource">docs.moodle.org/35/en/URL_resource</a> for details
Quiz: create quizzes with essay, fill-in-the-blank, multiple choice, and true/false questions.	This is equivalent to the Quiz activity; see <a href="https://docs.moodle.org/35/en/Quiz_activity">docs.moodle.org/35/en/Quiz_activity</a> for details
Assignment: allow students to either upload submissions	This is equivalent to the Assignment activity; see <a href="https://docs.moodle.org/35/en/Assignment_activity">docs.moodle.org/35/en/Assignment_activity</a> for details
Discussion: create a forum with a specified topic	This is equivalent to Open Forums; see <a href="https://help.blackboard.com/Blackboard_Open_LMS/Student/Communicate/Participate_in_Discussions/Open_Forums">help.blackboard.com/Blackboard_Open_LMS/Student/Communicate/Participate_in_Discussions/Open_Forums</a> for details

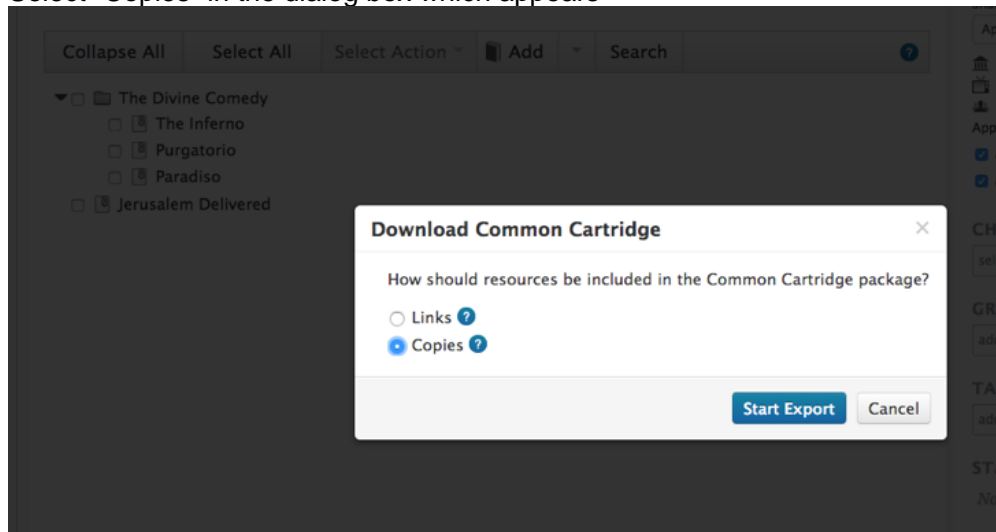
External Tool: create LTI links to an LTI Tool Provider	This is equivalent to the External Tool; see <a href="https://docs.moodle.org/35/en/External_tool">docs.moodle.org/35/en/External_tool</a> for details
Collection: organize content into a folder structure for publishing to courses or sharing	This is not directly supported in Open LMS. Similar use cases may be covered with the Folder Resource or with a Lesson Activity; see <a href="https://docs.moodle.org/35/en/Folder_resource">docs.moodle.org/35/en/Folder_resource</a> and <a href="https://docs.moodle.org/35/en/Lesson_activity">docs.moodle.org/35/en/Lesson_activity</a> for details

### How may I export my Content from Blackboard Open Content?

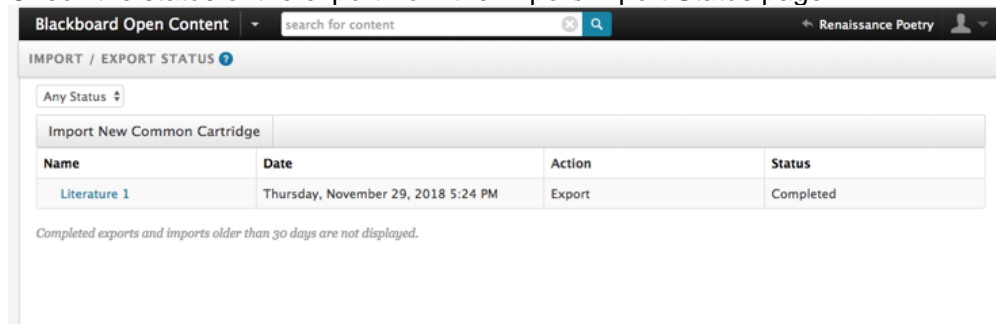
1. Select “Download as Common Cartridge” from the Add button’s context menu



2. Select "Copies" in the dialog box which appears



3. Check the status of the export from the Import/Export Status page



4. Once the export shows a status of "Completed", download the cartridge by clicking the name.

5. Import the cartridge into the LMS.

6. For additional information, see [https://docs.moodle.org/35/en/IMS\\_Common\\_Cartridge\\_import\\_and\\_export](https://docs.moodle.org/35/en/IMS_Common_Cartridge_import_and_export)

### What options are available for Content Search in Blackboard Classroom OR Blackboard Open LMS?

- Open LMS provides support for global search starting version 3.5, which may partly replace content search features in Open Content. For details, see [https://help.blackboard.com/es-es/Blackboard\\_Open\\_LMS/Administrator/Release\\_Notes/Release\\_Notes\\_2019\\_01/Blackboard\\_Open\\_LMS\\_3.5\\_Release\\_Notes](https://help.blackboard.com/es-es/Blackboard_Open_LMS/Administrator/Release_Notes/Release_Notes_2019_01/Blackboard_Open_LMS_3.5_Release_Notes) for additional details.
- The Open LMS team is targeting research on available Content Search capabilities.

